

Key to main components

- 1 Wall screw fixings
- 2 Terminal block
- 3 Power selector assembly
- 4 Pressure switch cartridge
- 5 Temperature stabilising valve
- 6 Outlet pipe
- 7 Can and element assembly
- 8 Thermal cut-out
- 9 Earth connection
- 10 Pressure relief device (PRD)
- 11 Cable clamp

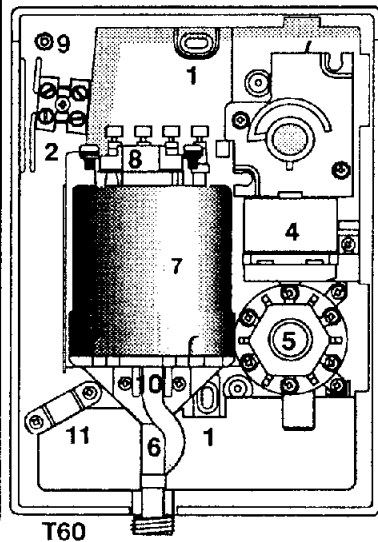
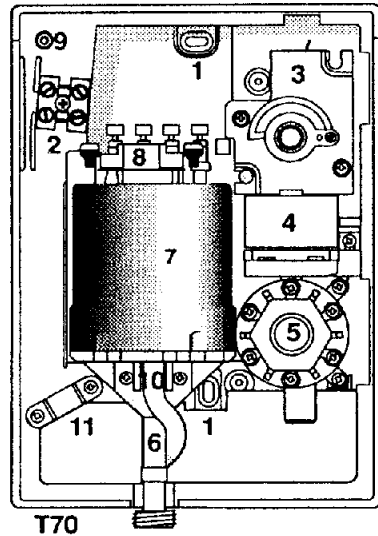

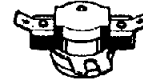

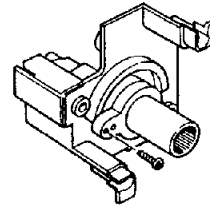
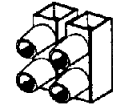
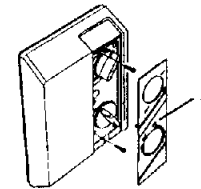


Figure 12

Spare parts list

T60/T70 MK 4



Description	Part number
Cover assembly T60	84600010
Cover assembly T70	84700010
A Fascia Plate T60	82000120
Fascia Plate T70	82000140
Terminal block	22000540
Selector switch assembly T60	83302320
Selector switch assembly T70	83302310
Micro-switch	22000020
Thermal cut-out	22000110
Pressure relief device	83301330

T60MK4/T70MK4/DELTA/ALPINE/ALPHA

84600010	COVER ASSY T60	24.42	13.11
84700010	COVER ASSY T70/DELTA	24.42	13.11
7050905	KNOB (MK4)	4.99	2.68
22003570	THERMAL CUT OUT	12.48	6.70
22009230	TERMINAL BLOCK	4.99	2.68
82600180	STABILISER VALVE (ALL)	21.64	11.62
2060001	CAN ASSY 7KW	42.24	22.68
2060002	CAN ASSY 8KW	47.51	25.51
82000120	FACIA PANEL T60	8.60	4.62
82000140	FACIA PANEL T70	8.60	4.62
82000130	FACIA PANEL DELTA	8.60	4.62
82400110	CARTRIDGE ASSY (ALL)	8.60	4.62
7050900	OUTLET PIPE	8.60	4.62
83302360	WIRE SET (ALL)	18.59	9.98
83301330	PRESSURE RELIEF DEVICE	4.99	2.68
85000110	OUTLET PIPE WITH 2ND THERMAL CUT OUT	13.88	7.45
84100010	PROMOTIONAL SHOWER HEAD	7.49	4.02
83302320	SELECTOR SWITCH ASSY T60	9.42	5.06
82500060	SELECTOR SWITCH ASSY T70/DELTA/ALPINE	9.42	5.06
22003230	MICROSWITCH	5.68	3.05
84200030	FIXED WALL BRACKET	9.14	4.91
22007500	FLEXIBLE HOSE CHROME	12.20	6.55

MK 3 RISER RAIL KIT

T60MK4/T70MK4/DELTA/ALPINE/ALPHA